


ROSETTES



Art. 17/1
Mtl 5/16" sq.
9 7/8" dia.
Wt. 2 lbs.



Art. 17/2
Mtl 5/16" sq.
9 7/8" dia.
Wt. 2 lbs.




Art. 23/1
Mtl 3/8" x 3/16"
9 7/8" dia.
Wt. 1.7 lbs.



Art. 24/2
Mtl 3/8" x 3/16"
15" dia.
Wt. 3.3 lbs.

Items 17/1 and 17/2 are identical except for the collar material which covers the weld points.



Art. 24/3
Mtl 1/2" sq.
23 5/8" dia.
Wt. 13 lbs.




Art. 118/1

Art. 26/C/1
Mtl 1/2" sq.
16 5/8" W x 20 5/8" H
Hammered bar
Floral element on one side only
Wt. 10 lbs.




Art. 23/2
Mtl 3/4" x 5/32"
9 7/8" dia.
Wt. 2.3 lbs.



Art. 24/B/1
Mtl 1/2" x 1/4"
18 1/8" dia.
Wt. 4.4 lbs.


Any of these rosettes can be used as a feature in a stone wall, as a room divider, as security insert, or they may be used in your own original application.




Art. 446/4
Mtl 9/16" dia.
22 1/4" dia.
Floral element on one side only
Wt. 1.7 lbs.



Art. 451/1
Mtl 5/16" sq.
22 5/8" dia.
Inside dia. 21 3/4"
Wt. 6.4 lbs.



Art. 1009/1
Mtl 1/2" x 1/4"
14 3/16" dia.
Wt. 2.7 lbs.



Art. 1009/2
Mtl 1/2" x 1/4"
14 1/2" dia.
Wt. 3.5 lbs.



Shown: 446/4